



COMPUTER TEAM LEADER'S HANDBOOK

Appendix 7 – Generating the Results and Split Times Files

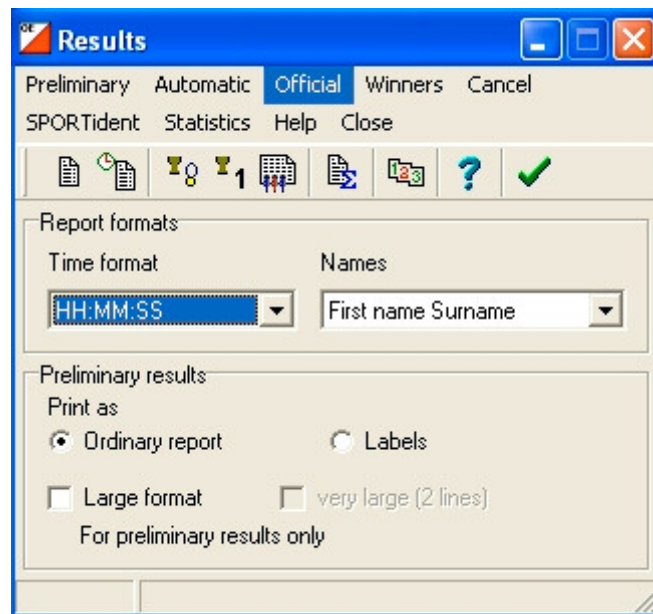
This appendix describes how to generate the results and split times files needed by the CLOK webmaster. Three files need to be produced:-

- The results by class as a text file.
- The split times by course as an HTML file.
- The split times by course as an "interface" comma-separated value (CSV) file.

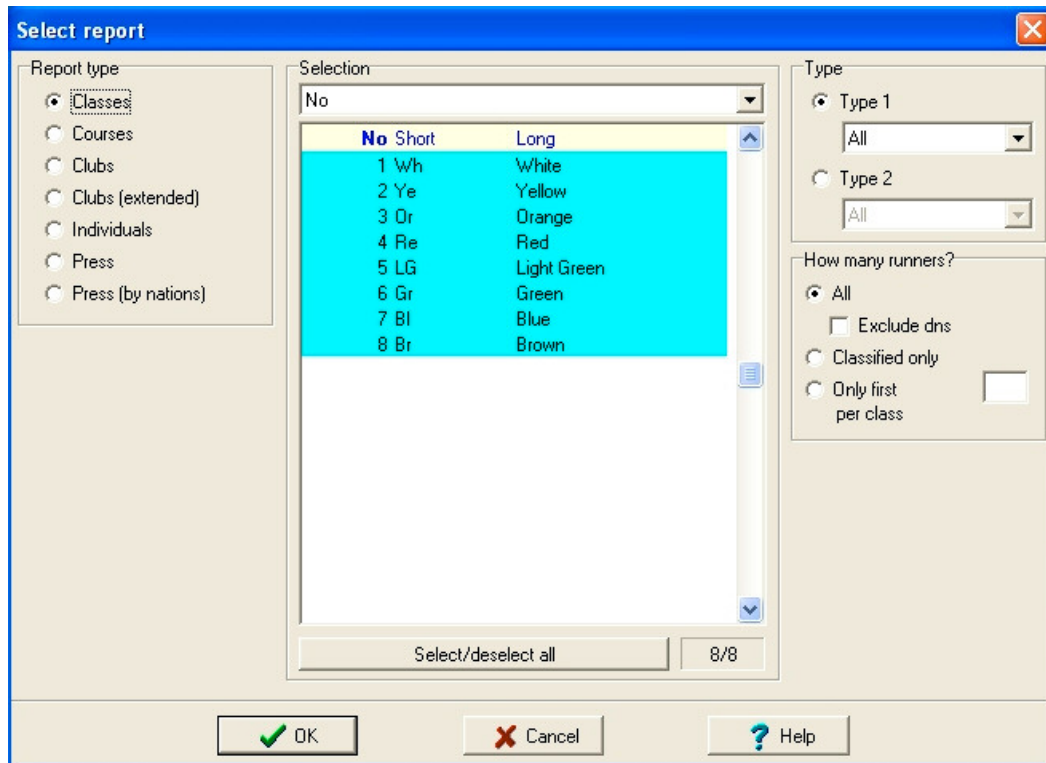
Results file

1. Click on **Competition day** in the menu bar at the top of the OE2003 window.
2. Click on **Results** in the drop-down menu.

This opens the **Results** window.



3. Check that the **Names** format is **First name Surname**.
4. Click on **Official** in the menu bar at the top of the Results window.
This opens the **Select report** window.



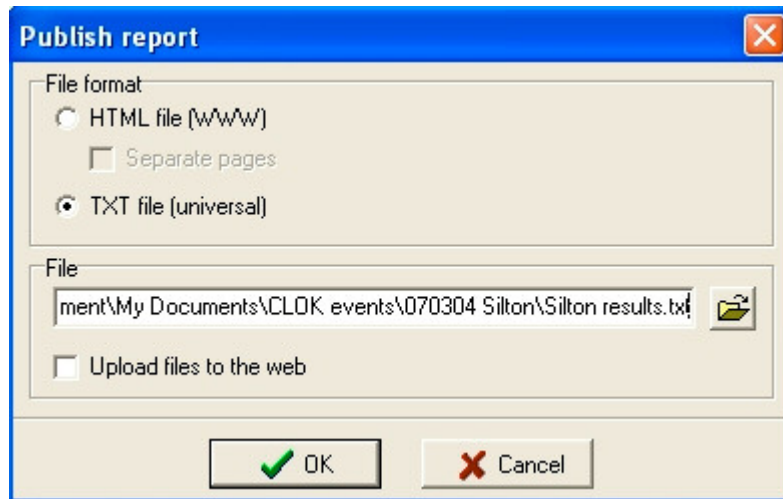
5. In the Select report window, check that **Report type** is set to **Classes** and that all the classes are selected in the **Selection** area.
6. Click on the **OK** button.
This opens the **Results** window.

Pl	no	Name	Club	Text1	Time
White (10) 1.0 km 45 m 6 C					
1		Aidan Rigby	Ind	M8	11:29
2		Katie Grainge	CLOK	w12	12:05
3		Alice Rigby + Kate Fraser	Ind	w9	12:25
4		Holly Avis	AIRE	w10	13:36
5		Catherine Gash	CLOK	w10	14:09
6		Robert Grainge + 1	CLOK	M8	19:20
7		Elizabeth Dean	CLOK	w7	20:29
8		Livia Wright	CLOK	w5	28:40
9		Charlie North	AIRE	M10	33:33
10		John MacKenzie	CLARO	M10	33:38
Yellow (3) 1.9 km 55 m 7 C					
1		Sam Garratt	CLOK	M10	24:08
2		Claire Heseltine	Ind	w10	32:17
3		John Hunter	CLOK	M7	34:18

7. Check the format of the results report.

In particular, check that each field is wide enough for the information displayed in it. If you need to change the format then click on **Layout** in the menu bar at the top of the window.

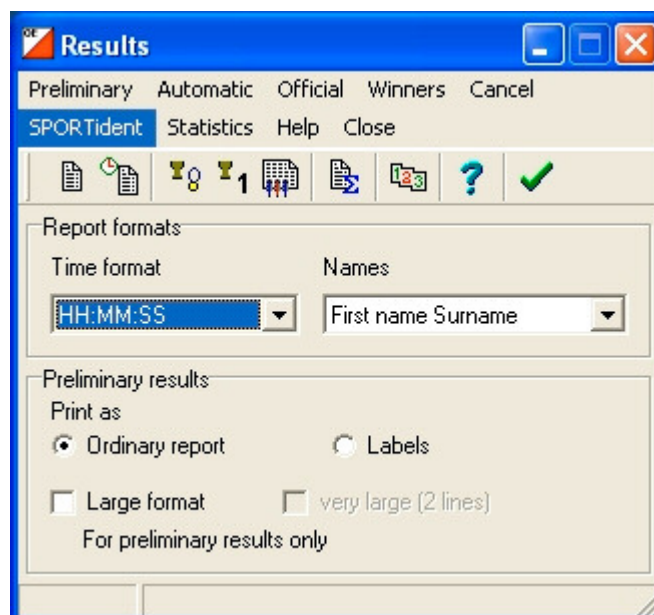
8. Click on **Publish** in the menu bar at the top of the **Results** window.
This opens the **Publish report** window.



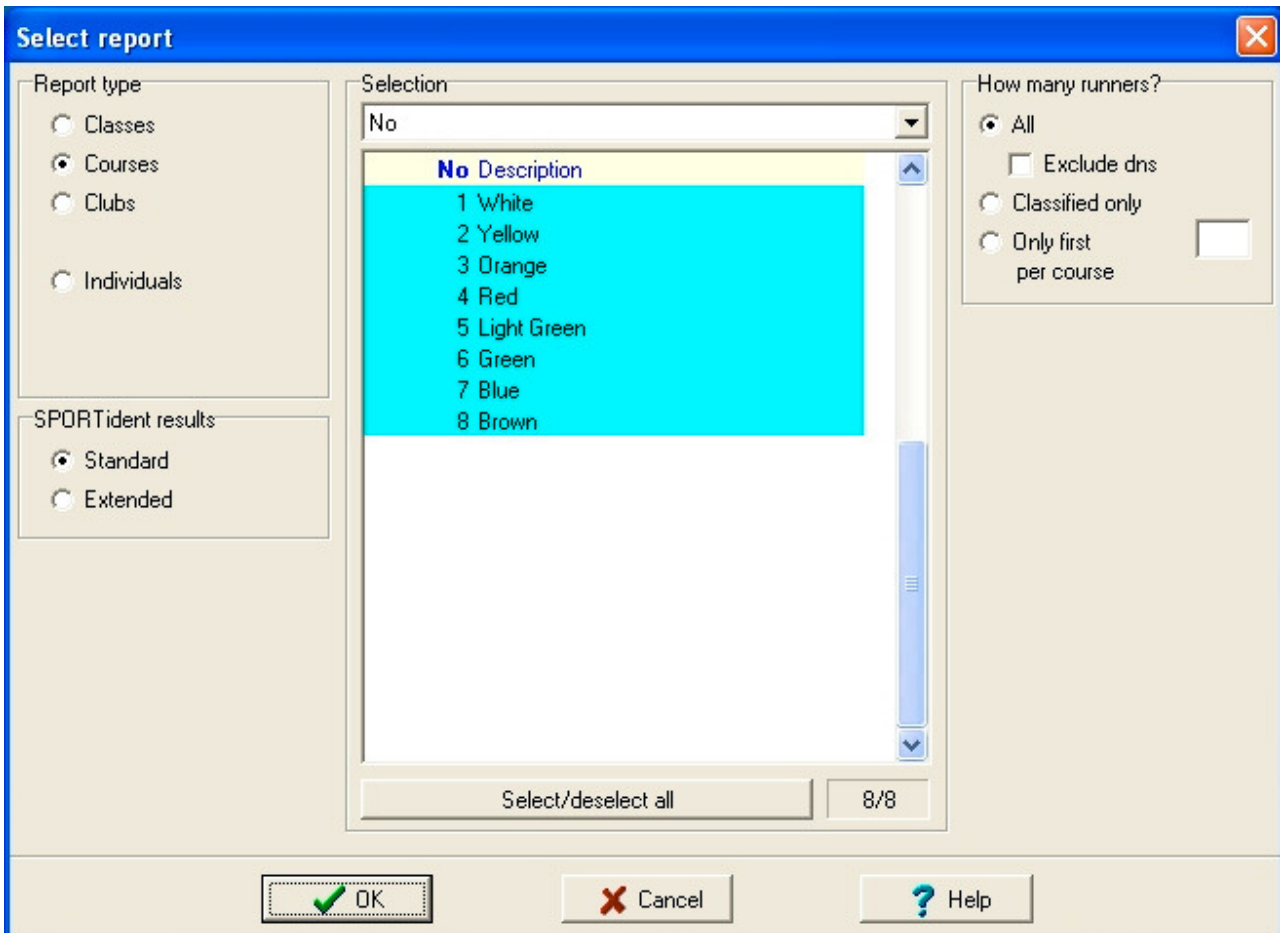
9. Check that the **File format** is set to **TXT file (universal)**.
10. Enter a location and a name for the file.
The file should be of the form **Venue results.txt**, and should be put into the folder for the relevant event.
11. Click on the **OK** button.
12. Close the **Results** window.

Split times file in HTML format

The first **Results** window (shown below) should still be open.



13. Click on **SPORTident** in the menu bar at the top of the Results window.
This opens the **Select report** window.



14. In the Select report window, check that **Report type** is set to **Courses** and that all the courses are selected in the **Selection** area.
15. Click on the **OK** button.
This opens the **SPORTident results** window.

SPORTident results												
Update Print Labels Publish Interface Automatic settings Layout EMail Close												
PI	Name	Cl.	Time									
White (10) 1.0 km 45 m 6 C												
				1(140)	2(111)	3(114)	4(143)	5(130)	6(129)	F		
1	Aidan Rigby	vWh	11:29	1:22	2:41	3:49	6:46	9:14	10:38	11:29		
	Ind			1:22	1:19	1:08	2:57	2:28	1:24	0:57		
2	Katie Grainge	vWh	12:05	1:19	2:45	4:04	7:35	9:33	10:56	12:05		
	CLOK			1:19	1:26	1:19	3:31	1:58	1:23	1:09		
3	Alice Rigby + Kate Fraser	vWh	12:25	1:36	3:02	4:20	7:43	9:58	11:22	12:25		
	Ind			1:36	1:26	1:18	3:23	2:15	1:24	1:03		
4	Holly Avis	vWh	13:36	1:53	3:51	5:08	8:15	10:45	12:16	13:36		
	AIRE			1:53	1:58	1:17	3:07	2:30	1:31	1:20		
5	Catherine Gash	vWh	14:09	1:53	3:28	4:51	8:33	11:34	13:12	14:09		
	CLOK			1:53	1:35	1:23	3:42	3:01	1:38	0:57		
6	Robert Grainge + 1	vWh	19:20	1:56	3:47	5:34	11:31	15:07	17:16	19:20		
	CLOK			1:56	1:51	1:47	5:57	3:36	2:09	2:04		
7	Elizabeth Dean	vWh	20:29	2:15	4:33	7:25	12:58	17:31	19:18	20:29		
	CLOK			2:15	2:18	2:52	5:33	4:33	1:47	1:11		
8	Livia Wright	vWh	28:40	3:32	6:31	8:44	16:33	22:50	26:09	28:40		
	CLOK			3:32	2:59	2:13	7:49	6:17	3:19	2:31		
9	Charlie North	vWh	33:33	2:33	4:46	8:32	18:11	25:51	31:01	33:33		
	AIRE			2:33	2:13	3:46	9:39	7:40	5:10	2:32		
10	John MacKenzie	vWh	33:38	2:41	4:59	8:43	18:29	26:08	31:27	33:38		
	CLARO			2:41	2:18	3:44	9:46	7:39	5:19	2:11		
Yellow (3) 1.9 km 55 m 7 C												
				1(140)	2(114)	3(127)	4(126)	5(128)	6(132)	7(134)	F	
1	Sam Garratt	Ye	24:08	1:18	4:08	5:58	16:41	19:33	21:43	23:37	24:08	
	CLOK			1:18	2:50	1:50	10:43	2:52	2:10	1:54	0:37	
2	Claire Heseltine	Ye	32:17	1:45	4:50	8:58	20:04	25:11	27:57	31:33	32:17	
	Ind			1:45	3:05	4:08	11:06	5:07	2:46	3:36	0:44	
3	John Hunter	Ye	34:18	2:23	5:12	9:01	22:55	27:29	30:47	33:27	34:18	
	CLOK			2:23	2:49	3:49	13:54	4:34	3:18	2:40	0:51	
Orange (9) 2.4 km 105 m 8 C												
				1(111)	2(127)	3(144)	4(133)	5(131)	6(128)	7(132)	8(134)	F
1	Paul Grainge	Or	28:39	2:39	8:19	11:47	15:29	19:26	22:18	25:08	27:52	28:39
	CLOK			2:39	5:40	3:28	3:42	3:57	2:52	2:50	2:44	0:47
2	Sam Avis	Or	33:36	3:31	8:28	15:26	22:20	26:12	28:36	30:38	32:58	33:36
	AIRE			3:31	4:57	6:58	6:54	3:52	2:24	2:02	2:20	0:38
3	Eloise Wright	Or	43:51	3:38	7:10	27:31	30:40	35:02	37:59	40:43	43:18	43:51
	CLOK			3:38	3:32	20:21	3:09	4:22	2:57	2:44	2:35	0:33
4	Johanna Wilson	Or	48:46	3:23	9:00	24:17	31:56	37:27	41:13	44:08	47:39	48:46

16. Click on **Publish** in the menu bar at the top of the **SPORTident results** window. This opens the **Publish report** window.

Publish report	
File format	<input checked="" type="radio"/> HTML file (WWW) <input type="checkbox"/> Separate pages <input type="radio"/> TXT file (universal)
File	<input type="text" value="ent\My Documents\CLOK events\070304 Silton\Silton splits.html"/>
	<input type="checkbox"/> Upload files to the web
<input type="button" value="OK"/> <input type="button" value="Cancel"/>	

17. Check that the **File format** is set to **HTML file (WWW)**.

18. Enter a location and a name for the file.

The file should be of the form **Venue splits.txt**, and should be put into the folder for the relevant event.

19. Click on the **OK** button.

Split times "interface" file (CSV format)

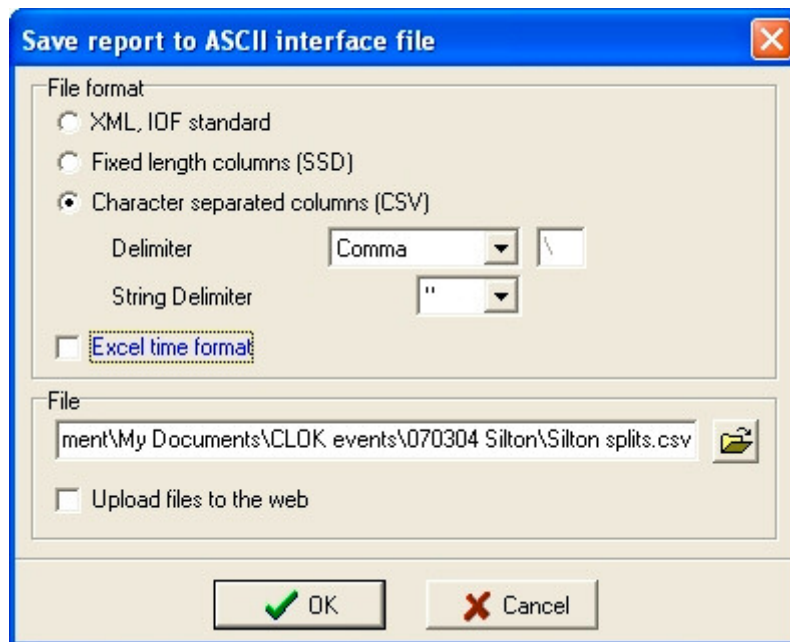
The **SPORTident results** window (shown below) should still be open.

The screenshot shows the 'SPORTident results' window with a menu bar (Update, Print, Labels, Publish, Interface, Automatic settings, Layout, EMail, Close) and a toolbar. The main area displays a table of results for three events: White (10), Yellow (3), and Orange (9). Each event lists participants with their split times at various checkpoints. Bolded times indicate the current split time for the selected participant.

Pl	Name	Cl.	Time	1(140)	2(111)	3(114)	4(143)	5(130)	6(129)	F
White (10) 1.0 km 45 m 6 C										
1	Aidan Rigby	Wh	11:29	1:22	2:41	3:49	6:46	9:14	10:38	11:29
	Ind			1:22	1:19	1:08	2:57	2:28	1:24	0:57
2	Katie Grainge	Wh	12:05	1:19	2:45	4:04	7:35	9:33	10:56	12:05
	CLOK			1:19	1:26	1:19	3:31	1:58	1:23	1:09
3	Alice Rigby + Kate Fraser	Wh	12:25	1:36	3:02	4:20	7:43	9:58	11:22	12:25
	Ind			1:36	1:26	1:18	3:23	2:15	1:24	1:03
4	Holly Avis	Wh	13:36	1:53	3:51	5:08	8:15	10:45	12:16	13:36
	AIRE			1:53	1:58	1:17	3:07	2:30	1:31	1:20
5	Catherine Gash	Wh	14:09	1:53	3:28	4:51	8:33	11:34	13:12	14:09
	CLOK			1:53	1:35	1:23	3:42	3:01	1:38	0:57
6	Robert Grainge + 1	Wh	19:20	1:56	3:47	5:34	11:31	15:07	17:16	19:20
	CLOK			1:56	1:51	1:47	5:57	3:36	2:09	2:04
7	Elizabeth Dean	Wh	20:29	2:15	4:33	7:25	12:58	17:31	19:18	20:29
	CLOK			2:15	2:18	2:52	5:33	4:33	1:47	1:11
8	Livia Wright	Wh	28:40	3:32	6:31	8:44	16:33	22:50	26:09	28:40
	CLOK			3:32	2:59	2:13	7:49	6:17	3:19	2:31
9	Charlie Horth	Wh	33:33	2:33	4:46	8:32	18:11	25:51	31:01	33:33
	AIRE			2:33	2:13	3:46	9:39	7:40	5:10	2:32
10	John MacKenzie	Wh	33:38	2:41	4:59	8:43	18:29	26:08	31:27	33:38
	CLARO			2:41	2:18	3:44	9:46	7:39	5:19	2:11
Yellow (3) 1.9 km 55 m 7 C										
1	Sam Garratt	Ye	24:08	1:18	4:08	5:58	16:41	19:33	21:43	23:37
	CLOK			1:18	2:50	1:50	10:43	2:52	2:10	1:54
2	Claire Heseltine	Ye	32:17	1:45	4:50	8:58	20:04	25:11	27:57	31:33
	Ind			1:45	3:05	4:08	11:06	5:07	2:46	3:36
3	John Hunter	Ye	34:18	2:23	5:12	9:01	22:55	27:29	30:47	33:27
	CLOK			2:23	2:49	3:49	13:54	4:34	3:18	2:40
Orange (9) 2.4 km 105 m 8 C										
1	Paul Grainge	Or	28:39	2:39	8:19	11:47	15:29	19:26	22:18	25:08
	CLOK			2:39	5:40	3:28	3:42	3:57	2:52	2:44
2	Sam Avis	Or	33:36	3:31	8:28	15:26	22:20	26:12	28:36	30:38
	AIRE			3:31	4:57	6:58	6:54	3:52	2:24	2:02
3	Eloise Wright	Or	43:51	3:38	7:10	27:31	30:40	35:02	37:59	40:43
	CLOK			3:38	3:32	20:21	3:09	4:22	2:57	2:44
4	Johanna Wilson	Or	48:46	3:23	9:00	24:17	31:56	37:27	41:13	44:08
									47:39	48:46

20. Click on **Interface** in the menu bar at the top of the **SPORTident results** window.

This opens the **Publish report** window.



21. Check that
 - **File format** is set to **Character separated columns (CSV)**.
 - **Delimiter** is set to **Comma**.
 - **String Delimiter** is set to double quotes; i.e. "
22. Enter a location and a name for the file.
The file should be of the form **Venue splits.csv**, and should be put into the folder for the relevant event.
23. Click on the **OK** button.
24. Close the **SPORTident results** window.
25. Close the **Results** window.